

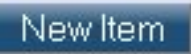


Are you Registered?

- You need to be registered to deposit papers. To register contact: eprints@usq.edu.au
- At least one of the authors must be a USQ staff member or USQ postgraduate student.

Login

- Select **Login** from the USQ ePrints home page. Enter your **USQConnect** username and password. You will now be in your **Manage Deposits** area.
- In this area, you can easily see what papers you have deposited in your User Workarea, Under Review (i.e. deposited, not yet checked), or Live in USQ ePrints by checking or unchecking the boxes.

Deposit a Paper

- Select 
- Work through each page, and move to any page by clicking onto , or any of the other buttons.
 - If a field is not relevant, leave it blank.
 -  Compulsory fields are marked with a red star.


Upload a Document

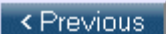
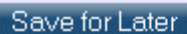
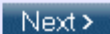
The **Authors' final manuscript** (the final version, as accepted for publication following peer review), is preferred for deposit, but please also deposit the **Published Version** if you have it, as this is required for ERA purposes.

Don't worry if you do not know your publisher's copyright policy. Deposit the paper anyway. The Library will check the publisher's policy and set a suitable access level before the paper is moved to the public site.

- Browse to find a copy of the manuscript version of your paper, then click on **Upload**.
- The format of the paper that you deposited will be selected. The file will be converted to PDF if necessary by ePrints staff.

Enter Bibliographic Information, Abstract and Keywords, Fields of Research (FOR2008), Subjects, Notes

 or  to display more information.


  

Previous: To move back to a previous screen. Do NOT use the browser Back button.

Save for Later: To leave the record and save the data, so you can complete it later.

Next: To move to the next screen.

Complete the Deposit

When the record is accurate and complete, select .

Your ePrint record will be checked by ePrints staff and will be made publicly available.

Return to **Manage Deposits**. Select the Under Review box to find the item you just deposited.

Select DEST Coversheet

This is the form that you will need to sign and send with paperwork to your Faculty Research Coordinator.

YOU CAN PRINT THIS FORM AT ANY TIME.

Need Help or Advice?

Check Help at: <http://www.usq.edu.au/eprints/>

or
Contact the USQ ePrints Editor
eprints@usq.edu.au

USQ ePrints QUICK GUIDE for Depositors

Log in here

Create an RSS feed

Search by keyword, or browse several new ways

Add a new paper / article

Check or uncheck boxes to view paper status

Manage your deposits

Print a DEST coversheet

Last Modified	Title	Item Type	Item Status	DEST Coversheet
15 Oct 2007 15:32	The effect of equine influenza virus on communities in Queensland	Article (DEST Category C)	Under Review	DEST Coversheet
15 Oct 2007 15:31	Making every post count: measuring usage on the Web	Conference or Workshop Item (DEST Category E)	User Workarea	DEST Coversheet
12 Oct 2007 10:34	How to write for the Web: a book chapter	Book Chapter (DEST Category B)	Under Review	DEST Coversheet
11 Oct 2007 10:05	Libraries and repositories: research needs and opportunities	Conference or Workshop Item (DEST Category E)	User Workarea	DEST Coversheet