

Orientation Week 2012



**With the right
people beside
you, anything
is possible.**



USQ

UNIVERSITY OF
SOUTHERN QUEENSLAND

fulfilling lives



YOUR ORIENTATION INTO USQ FRASER COAST

We at USQ understand everyone is busy. Work, family, and social activities take up an ever-increasing amount of time in our day-to-day lives.

We have designed orientation to help you settle in to university life. You can meet staff, other students, explore the campus and learn more about your program.

Starting study can be a daunting experience so we have endeavoured to make this as stress free as possible. During orientation, we will provide a range of workshops which have been designed to meet your needs and give you the best possible start to your university experience.

You can register for any of the workshops via www.usq.edu.au and follow these easy steps.

- Log on to U Connect using your student number and password.
- Click on U Learn
- Click on professional development in the left menu.
- Select your workshops and register.
- An email will be sent confirming the registration to your U Mail account (university student email account).
- If you need assistance please email fcadmin@usq.edu.au or call 4194 3133 during office hours.

Start your learning journey on the right foot. Come to Orientation Week!

MONDAY 20 FEBRUARY – 0-DAY

SESSION	TIME	LOCATION
Introduction to USQ	9.30am – 10.30am	B104
Learning the Balance	10.30am – 11.30am	B104
FREE Lunch, stalls, activities	11.30am – 1pm	Undercover Area
Faculty Information Sessions	1pm – 2.30pm	B205 – Arts B104 – Sciences C210 – Education B209 – Business A139 – TPP

YOUR ORIENTATION CHECKLIST

Remember to bring your student number and password with you to the on-campus sessions. It contains your personal information required to access University systems

Before attending Orientation Week

- Check through the Orientation program
- Explore the USQ Current Students webpage!!! (important information)
- Make sure you check your University email account as you may already be receiving important information from the University via email. Logon via UConnect. To learn more about Umail, make sure you attend Orientation, as well as the ICT workshops.

Before semester starts

- Attend all orientation activities during Orientation Week and familiarise yourself with the information on the orientation website at www.usq.edu.au/orientation
- Have your photo taken by your student guild representative in room A130 – check the timetable on page 5 for details
- Complete the online safety induction training module at www.usq.edu.au/safetyinduction
- Buy the required course materials and texts from the bookshop on-campus, or second hand, but make sure they match the current requirements of the course.
Bookshop hours: 9am – 4pm Mon to Thur • 9am – 3pm Fri

And it's not only about work. Come along to the social events organised to meet your lecturers, other students and most of all have a good time.



WORKSHOP INFORMATION

Learning the Basics – ICT Overview

Learn how to access your student email, student folders and UConnect at campus or from home. If you are interested in using the computer labs after hours as well as other important information on security and how to help you with your study, then this workshop is for you.

Learning the USQ Study Desk

This workshop will assist you to navigate your personal study desk, download lecture notes and course material provided by your lecturers, find resources and explore your online learning environment. Sometimes the hardest thing about study, is knowing where to find information.

Learning the Ropes (Library Introduction)

This workshop will show you how to use the library catalogue to find resources for your assignments, access recommended readings for your course and learn how to borrow from the USQ library.

Learning the Skills (Library/LTS) – For undergraduate students only

Designed for students studying in a Bachelor program, this workshop will help you learn the skills you need to start at university, and show you where you can get help when you need it.

Student ID cards

To obtain your student ID card you must attend one of the following sessions and bring along the following information

- Photographic identification eg; drivers license or passport **and**
- Your enrolment advice

Before having your photo taken for your student ID card you should register your details on the Student Guild website. Assistance will be provided in A130 during each of the ID session times. If you wish to do this earlier please go to www.studentguild.com.au and click on sign up.

WORKSHOP INFORMATION

LEARNING THE BASICS – ICT

Tuesday 21 February	8.30 – 10.00	A125
	12.00 – 1.30	A125
Wednesday 22 February	8.30 – 10.00	A125
	12.00 – 1.30	A125
Thursday 23 February	8.30 – 10.00	A125
	12.30 – 2.00	A125

LEARNING THE USQ STUDY DESK

Monday 20 February	2.30 – 3.30	A125
Tuesday 21 February	8.30 – 9.30	A122
	10.30 – 11.30	A125
Wednesday 22 February	10.30 – 11.30	A125
	2.00 – 3.00	A125
Thursday 23 February	10.30 – 11.30	A125

LEARNING THE ROPES – LIBRARY

Monday 20 February	2.30 – 4.00	A122
Tuesday 21 February	10.00 – 11.30	A122
	12.00 – 1.30	A122
Wednesday 22 February	8.30 – 10.00	A122
	12.00 – 1.30	A122
Thursday 23 February	10.30 – 12.00	A122

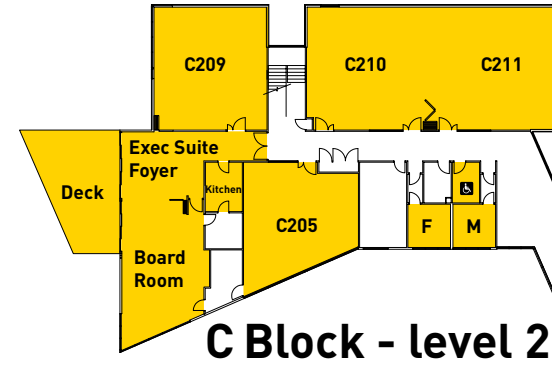
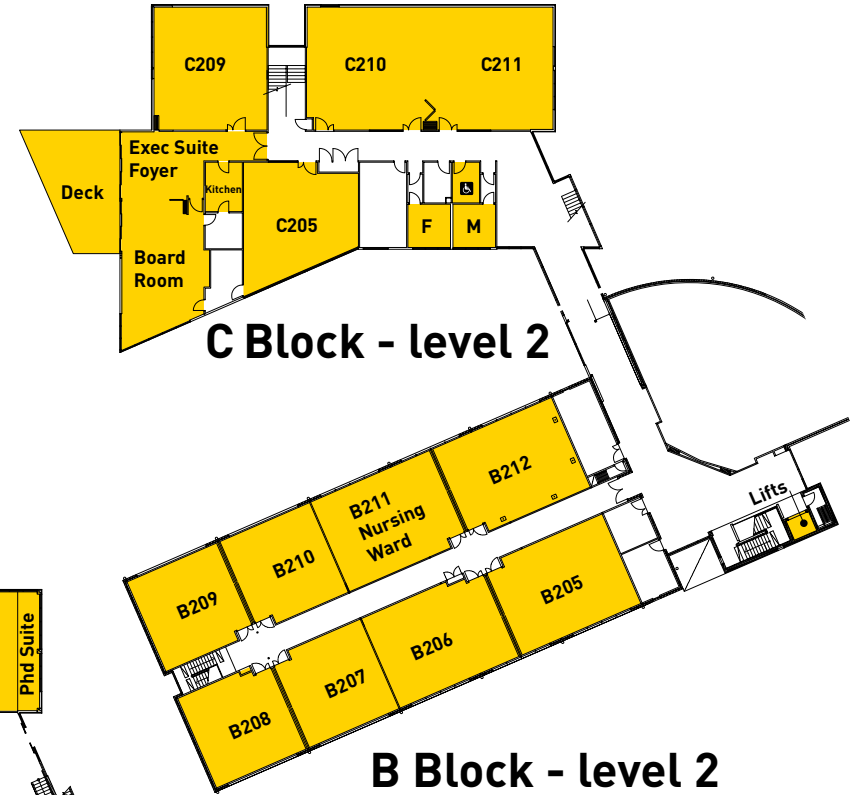
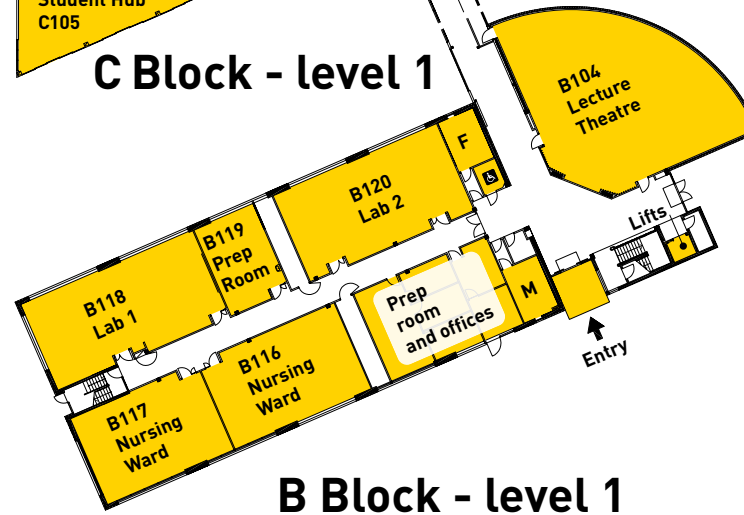
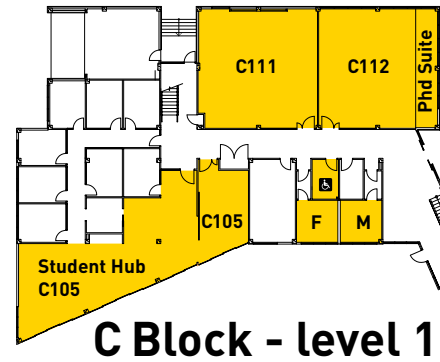
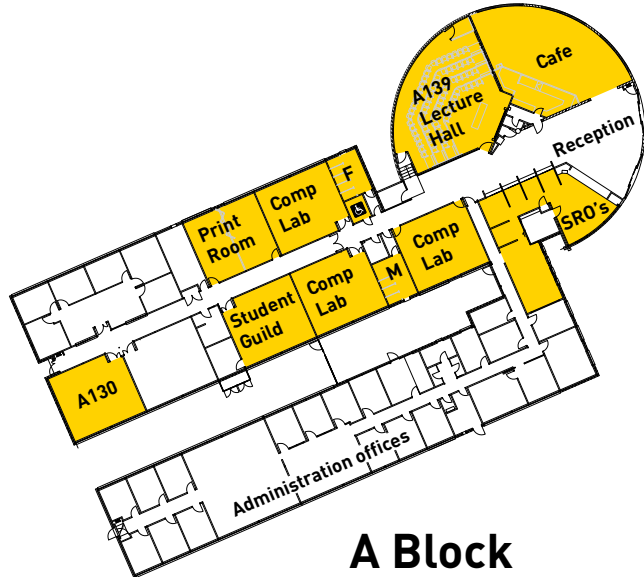
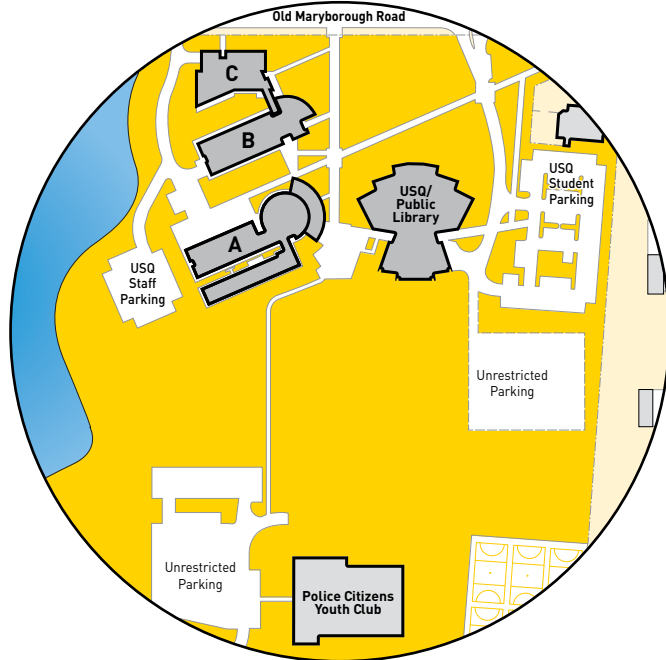
LEARNING THE SKILLS

Tuesday 21 February	2.00 – 3.00	A139
Wednesday 22 February	10.30 – 11.30	A139

STUDENT ID CARDS

Tuesday 21 February	9.30 – 10.30	A130
	11.00 – 12.30	A130
	1.30 – 3.00	A130
Wednesday 22 February	9.00 – 10.00	A130
	11.00 – 12.00	A130
	2.00 – 3.00	A130
Thursday 23 February	12.00 – 1.00	A130

Fraser Coast Campus





STUDENT SUPPORT AND SERVICES – WHO CAN HELP ME WITH...

As a student at USQ Fraser Coast you are not alone. You have access to a wide range of support services.

Your student relationship officer (SRO) will be your first point of contact through out your studies. Come along to orientation and meet your SRO and they will help you settle into uni life.

The Student Hub (located ground floor of C Block) houses many support services. If you want to speak to a Careers Counsellor about job application techniques or the Student Counsellor about stress you can make an appointment through the Hub reception. The Disability Support Officer, Academic Learning Support and Indigenous Support can all also be accessed through the student hub.

These are only a few of the services available from our qualified staff. Come and meet them at orientation and learn more about the services they offer.

The student hub is open from 8.30am – 5pm Monday to Thursday and Friday's from 9am – 3pm. Come and visit us at reception or call us on 4194 3125 or email FraserCoast.StudentHub@usq.edu.au



FACILITIES ON CAMPUS

The Student Hub area is for students to use and adapt to your needs – play a DVD, practise presentations, group work – it is YOUR area.

Chill out in the open space while you have a break – a range of seating and tables are available for use.

Use the open space for group or individual work/study. Arrange the tables and furniture to suit.

A microwave, hydroboil, and fridge are available for students to use. Please leave the area clean and tidy.

A whiteboard is available for making group notes or practising your writing technique.

The Student Hub has two (2) laptops available for student use within the hub area (which has wireless internet access).

A Data Projector is available to play DVDs. You are welcome to make use of this facility to practise PowerPoint presentations or to watch information relevant to your studies.

The student academic room (C112) is available for student use to study until 10pm Monday to Friday. A130 is also available for study 24/7.



OTHER CAMPUS SERVICES AVAILABLE...

Library

You have access to more than 25,000 USQ books and audio-visual materials on-campus, you can also access the 250,000 items from the library collection at Toowoomba via intercampus requests, and that's not all! You can make use of the million dollars worth of online library resources from your home computer or any computer with access to the internet. Library staff offer training sessions to make the most of all the library resources and help you reach your study goals. Check out the library website at www.usq.edu.au/library. And don't forget to come along to the Library workshop.

Information & Communication Technology (ICT)

The Fraser Coast Campus boasts three 24 hour access computer labs, students access these by swiping their student ID cards. In total the campus provides over 80 current model computers all with DVD writers and 19" LCDs for student use plus two high speed Canon MFDs for colour printing and scanning. A wireless network also exists across the campus.

ICT Service Desk operates Mon-Fri 8am-5pm and can be contacted on extension 1900 or via email ictservicedesk@usq.edu.au.



MORE INFO AND USEFUL LINKS

UConnect is your on-line study portal where you will find access to your personal study desk, grades, enrolment information and much more. You need your USQ username and password to access UConnect from the USQ home page.

Make sure you visit www.usq.edu.au/currentstudents.

Designed especially to provide you with helpful information throughout your studies at USQ, the Current Students site covers topics such as managing your studies, fees and financial assistance, forms and policies, learning, support services, student life and graduation.

Don't forget, if you need help, have questions or are feeling a little uncertain, your Student Relationship Officer can help – Just Ask.

Throughout semester, there will be a range of activities and events for students at Fraser Coast. Keep an eye out, as each event will allow you to meet other students, relax and most importantly, be fed!



*Through study
the mind
is renewed*

Per studia mens nova -