

The Digital Learning & Teaching Community


Dr Gillian Colclough

This presentation:

- The reality
 - What it is
 - How it works
 - Who works it
- The dream
 - What it could be

What it is

- [Community Moodle site](#)
- 55000+ page views by students in past year
- 3000+ page views by staff in past year

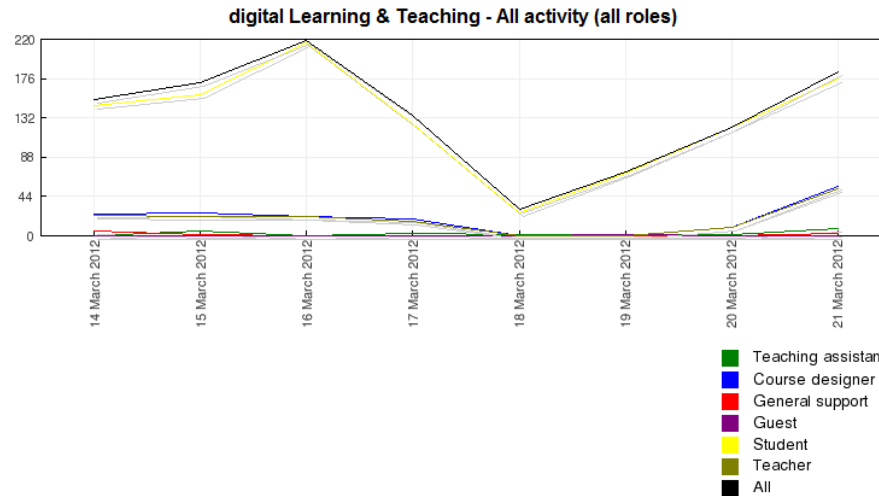


Definition moments

- What is a community?
- Is learning happening here?
 - A learning community is a group of people who share common emotions, values or beliefs, are actively engaged in learning together from each other, and by habituation. Such communities have become the template for a cohort-based, interdisciplinary approach to higher education (Goodyear, De Laat & Lally, 2006) .

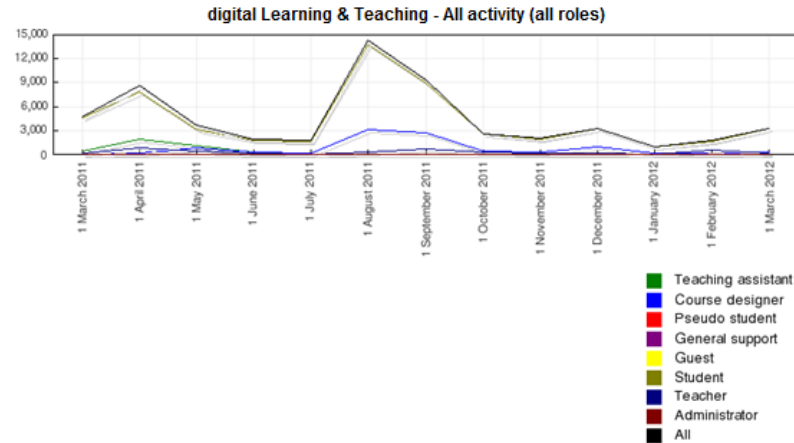
2011-2012 page views				2011-12 posts			
176		3179		189		105	22
121		1684		521		212	182
70		952		65		19	2
25		3184		94		221	15
126		1953		125		62	31
216		2509		248		71	34
158		8902		636		355	98
146		13751		312		685	0
1038 last week		1683		47		30	26
		1717		161		20	13
		3163		438		102	74
		7815		822		226	204
		4586		113		198	6
		55078 students		3771 staff		2306 students	707 teacher

Last week




Period ending (day)	Teaching assistant	Course designer	General support	Guest	Student	Teacher	All	Logs
21 March 2012	8	55	3	0	176	52	184	Course Logs
20 March 2012	1	9	0	0	121	9	121	Course Logs
19 March 2012	0	0	0	2	70	0	72	Course Logs
18 March 2012	2	0	0	0	25	0	30	Course Logs
17 March 2012	3	19	0	0	126	16	135	Course Logs
16 March 2012	0	22	0	0	216	21	219	Course Logs
15 March 2012	5	25	2	0	158	22	172	Course Logs
14 March 2012	0	24	6	0	146	23	153	Course Logs

Last year




Period ending (Month)	Teaching assistant	Course designer	Pseudo student	General support	Guest	Student	Teacher	Administrator	All	Logs
1 March 2012	34	212	0	40	7	3179	189	12	3306	Course Logs
1 February 2012	65	172	0	18	6	1884	521	10	1736	Course Logs
1 January 2012	90	90	0	9	5	952	85	10	987	Course Logs
1 December 2011	938	938	0	11	5	3184	94	20	3247	Course Logs
1 November 2011	277	280	0	34	3	1953	125	9	2003	Course Logs
1 October 2011	410	414	0	24	0	2509	248	10	2630	Course Logs
1 September 2011	2725	2755	0	54	0	8902	636	23	9364	Course Logs
1 August 2011	3091	3115	0	50	0	13751	312	10	14303	Course Logs
1 July 2011	201	201	0	27	3	1683	47	15	1760	Course Logs
1 June 2011	273	275	0	40	4	1717	161	15	1857	Course Logs
1 May 2011	1108	751	2	60	0	3163	438	12	3684	Course Logs
1 April 2011	1909	135	10	33	0	7815	822	12	8697	Course Logs
1 March 2011	428	1	0	26	6	4586	113	27	4784	Course Logs

Sample postings

 **Linking an image to Mahara**
by [Melanie Harris](#) - Wednesday, 15 February 2012, 03:49 PM

Hi,
Sorry if this is a silly question but I cannot seem to find out how to link a photo from my computer onto my e-folio without adding an entire new block.
Is there somewhere which gives instructions on how to do this?
Thanks,
Melanie.

[Edit](#) | [Delete](#) | [Reply](#)

 **Re: Linking an image to Mahara**
by [Melanie Harris](#) - Wednesday, 15 February 2012, 03:54 PM

Sorry, just figured it out


[Show parent](#) | [Edit](#) | [Split](#) | [Delete](#) | [Reply](#)

 **Re: Linking an image to Mahara**
by [Gillian Coldough](#) - Thursday, 16 February 2012, 07:34 AM

No problem, Melanie. For the sake of others who read this, I am assuming that you went to your Content tab and uploaded the photo as one of your files, then returned to the Portfolio tab, opened the page you wanted, clicked the 'Edit' button on the right of the page and dragged a box down from the Files, Images and Video tab... some students in the past have made the mistake of pasting an image into a text box, which is not a good idea.

Well done for your success in the trial and error process! This is good problem solving. 😊

[Show parent](#) | [Edit](#) | [Split](#) | [Delete](#) | [Reply](#)

 **Re: Linking an image to Mahara**
by [Marcela Hemphillova](#) - Sunday, 26 February 2012, 02:58 PM

Hi Gillian,
Why is it not a good idea of pasting an image from the content tab into a text box? I do this with screen images...I upload them into the content tab, then copy their URL and then put them into my general textbox as a picture with URL...is that wrong? Should I just use the drag function instead?
Thanks,
Marcela

[Show parent](#) | [Edit](#) | [Split](#) | [Delete](#) | [Reply](#)



Is it Wimba class compulsory for on-campus students?

by [Suzana Dimitrievska](#) - Saturday, 18 February 2012, 12:38 AM

Hi all,

I am not sure that I've find the answer to this , so, can anyone explain to me please, is it Wimba class meant for online students primarily and others can join if they need or desire, or it is meant for all students? For on-campus students for example I would find a little bit 'too much classes' if they have to participate on-campus and online as well if they are compulsory.

However, I think that is a good opportunity for students who miss on some on-campus classes to catch up with Wimba, with direct access or later enter through the study desk, as they are available afterwards - is that right?

Thank you.

Kind regards
Suzana

[Edit](#) | [Delete](#) | [Reply](#)



Re: Is it Wimba class compulsory for on-campus students?

by [Gillian Coldough](#) - Monday, 27 February 2012, 07:25 PM

Hi Suzana - Wimba is only essential if you are involved in a course where you are assessed for your participation in it. In Education, this may happen where you are also expected to lead a Wimba discussion and classroom. In other areas or courses, you may be expected to show that you know how to use a Wimba room as part of a broader approach to using 21st century technologies. The best thing that you can do is check your course outline. I wouldn't be too worried about learning Wimba until (and if) you need to for assessment.

Wimba is synchronous, or real time, as opposed to your Study Desk and its Discussion Boards and resources, which are asynchronous. There are some Meet-Up (peer mentoring) sessions using Wimba - check with Study Desk or your lecturer to see if your courses have a Meet-Up component. Recorded lectures are a different thing, and will be available on your Study Desk if the lecturer has made them available. Some lecturers provide podcasts as well.

Synchronous mediums are a wonderful learning and teaching tool for external students because of the real time element, which means that students can interact with each other. USQ is moving to another platform in S2, but will still have a synchronous tool of some sort, and I expect that as we continue to build our online presence you will see more lecturers offering the synchronous classroom.

[Show parent](#) | [Edit](#) | [Split](#) | [Delete](#) | [Reply](#)

Archive section of wimba?

by [Donna Edwards](#) - Sunday, 11 March 2012, 08:58 PM

How would I access course tutorial that has been recorded? The course moderator has told me it will be found in the archive section of wimba. Sorry to say I have no idea, even after skimming 'Wimba Guide' and 'Accessibility Guide'. Please note I don't talk computer jargon 😊, sorry. Donna.

[Edit](#) | [Delete](#)

Re: Archive section of wimba?

by [Peter Ayriss](#) - Monday, 12 March 2012, 08:58 AM

Hi Donna,


















Accessing Archives

Access your WIMBA Classroom

Access the page underneath the Wimba classroom. You should see the WIMBA interface and a link to your live classrooms. If the live classroom has a plus sign to the left of it then archives are available. When you click on the plus sign you will see the list of available archives. From here you can either launch the archive to view it within the WIMBA room, download a mp3 or download a mp4.

24 hour snapshot

digital Learning & Teaching: Participants














	Jerry Deftereos	unknown	Australia	1 hour 14 mins	Student
	Megan McLean	unknown	Australia	1 hour 42 mins	Student
	Yen Kheng Tai	unknown	Australia	9 hours 29 mins	Student
	Elaine Chin	unknown	Australia	12 hours 12 mins	Student
	Corrin Lambie	IPSWICH	Australia	13 hours 20 mins	Student
	Samantha Wong	unknown	Australia	13 hours 38 mins	Student
	Marina Jacovou-Johnson	unknown	Australia	14 hours 2 mins	Student
	Amanda Middleton	CAMBOOYA	Australia	14 hours 29 mins	Student
	Teresa McKenzie	Toowoomba	Australia	14 hours 41 mins	Student
	Susan Petersen	Ipswich	Australia	14 hours 56 mins	Student
	Erin Lyons	unknown	Australia	14 hours 59 mins	Student
	James Windsor	Northbridge	Australia	15 hours 3 mins	Student
	Geoffrey Parkes	Toowoomba	Australia	15 hours 34 mins	Student
	Glenda Wilds	Cairns	Australia	15 hours 37 mins	Student
	Kylie Turner	Burrum Heads	Australia	16 hours 5 mins	Teaching assistant, Student
	Faith Wood	Forest Hill	Australia	16 hours 10 mins	Student
	Nadine Hofman	Sunshine Coast	Australia	16 hours 22 mins	Student

Snapshot...

digital Learning & Teaching: Participants

User picture	First name / Surname	City/town	Country	Last access ↑	Roles
	Nadine Hofman	Sunshine Coast	Australia	16 hours 24 mins	Student
	Glenda Lorenzo	Toowoomba	Australia	16 hours 26 mins	Student
	Jamagne Robins	Brisbane	Australia	16 hours 31 mins	Student
	Amanda Turner	Wondai	Australia	16 hours 33 mins	Student
	Anita Frederiks	Toowoomba	Australia	16 hours 36 mins	Teacher, Student
	John Dreehan	Port Macquarie	Australia	17 hours 3 mins	Student
	Ryan Buckeridge	unknown	Australia	17 hours 9 mins	Student
	Amelia Peter	Brisbane	Australia	17 hours 12 mins	Student
	Kim Pyke	unknown	Australia	17 hours 49 mins	Student
	Laura Sourr	Toowoomba	Australia	18 hours 3 mins	Student, Teaching assistant
	Dhashini Nagarajan	Kuala Lumpur	Malaysia	18 hours 17 mins	Student
	Chia Hui Hang	unknown	Australia	18 hours 18 mins	Student
	David Shinnars	Toowoomba	Australia	20 hours 5 mins	Student
	Heather Smith	Gympie	Australia	20 hours 14 mins	Student
	Karen Boardman	Ipswich	Australia	20 hours 42 mins	Student
	Mohamed Rosli Mohamed Sain	Toowoomba	Australia	20 hours 49 mins	Student
	Daisy Macanas	unknown	Australia	21 hours 15 mins	Student
	Beneah Debu	unknown	Australia	21 hours 35 mins	Student
	Tim Haikmoller	unknown	Australia	21 hours 39 mins	Student
	Anna Connel	Toowoomba	Australia	22 hours 21 mins	Student

Snapshot - final

User picture	First name / Surname	City/town	Country	Last access ↑	Roles
	Gaylene Hoefler	Coomera	Australia	22 hours 36 mins	Student
	Nuala Cunningham	Brisbane	Australia	23 hours	Student
	Beverly Evans	Aroona	Australia	23 hours 21 mins	Student
	Karen Callaghan	Brisbane	Australia	23 hours 38 mins	Student
	Kwang Ho Jeon	Auckland	New Zealand	1 day 1 hour	Student
	Lisa Hohnke	Ipswich	Australia	1 day 2 hours	Student
	Rong Zeng	unknown	Australia	1 day 2 hours	Student
	Velmurugan Ezhumalai	unknown	Australia	1 day 7 hours	Student
	Yin San Lee	unknown	Australia	1 day 9 hours	Student
	Jia Yin Too	Skudai	Malaysia	1 day 10 hours	Student
	Theresa Morgan	Mackay	Australia	1 day 10 hours	Student
	Paul Edwards	unknown	Australia	1 day 10 hours	Student
	Brenda Buckley	Brisbane	Australia	1 day 10 hours	Student

- Qld, Australia & overseas students regularly use this resource.

Where can it go?

- Evidently popular but under-resourced at staff level
- Linked to all Study desks
- Replace with ?

Or

- Build with ?

- USQ staff with personal experience of tertiary education?
 - Resource of personal experience & accomplishment we do not utilise
- Academic staff



The dream

