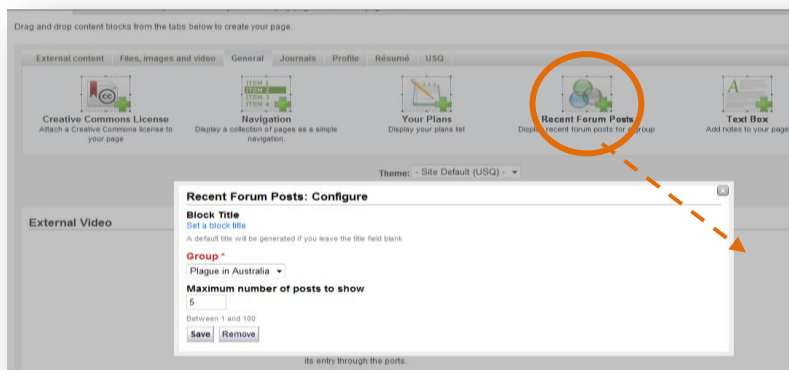


## Forums and journals

### Forum postings

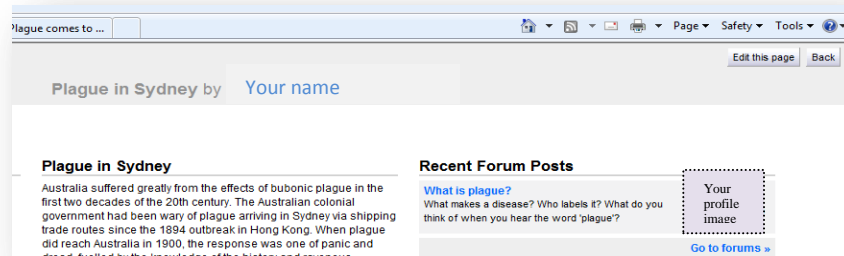
A forum serves the same purpose as a blog by recording your ideas at a given time or date and inviting feedback from others. To add a forum to any page, go to the page on which you want to work:

[Portfolio](#)>[Pages](#)>(select page)>[Edit this page \(option in top right corner of page\)](#)> **General**. Drag and drop your preferred block. The page will grey out while you configure the Forum block.



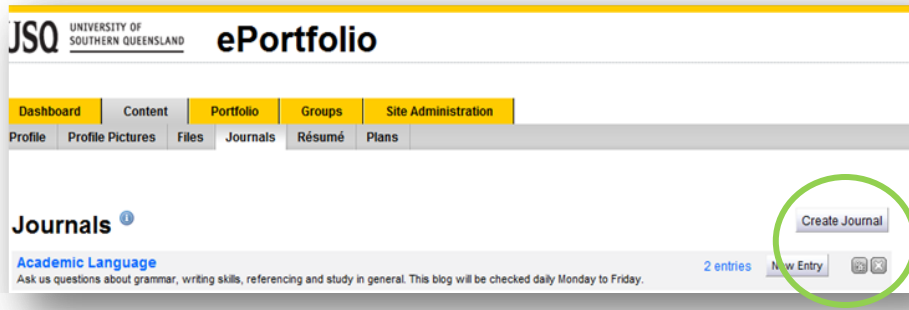
This image shows that a member of a group has chosen to add a block for **Recent Forum posts** in their group, but you can create a forum yourself on any page: it does not have to be shared in a group or displayed unless you choose to Share a link to it.

Forums update automatically. You can go directly to a forum from a page.

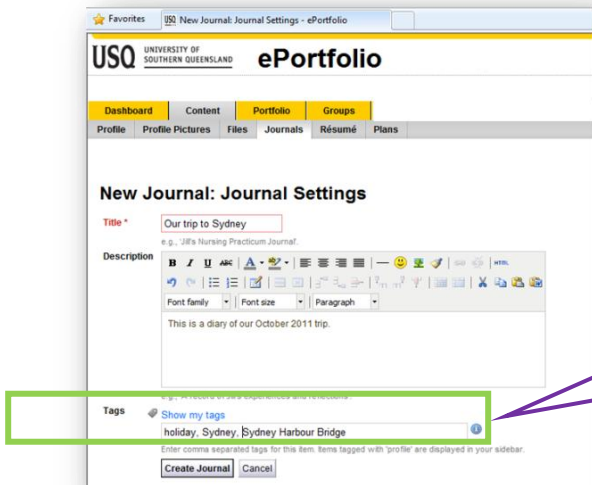


### Journals

Journals enable you to record your thoughts about events and projects. Since you can build more than one journal, you might want to keep one that you allow just close friends, family or colleagues to see, or if a student you might have another that you are required to develop for assessment. You can edit, delete or create a new journal at any time. Go to the **Journals** tab in the **Content** option and choose **Create Journal**.



Enter the title and a brief description.



Note the **Tags** (metatags) option: enter words here to speed up searches by the people with whom you share pages. Add the word 'profile' as a tag and it will appear in the Tags sidebar on your dashboard.

Once you have a journal, or several, add them as desired to relevant pages. Two postings are shown below. Entries update automatically.

