

# Copyright Decision Model for Learning and Teaching

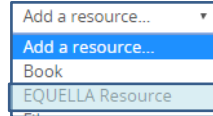
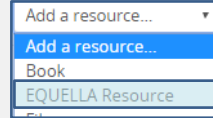
## What is it?

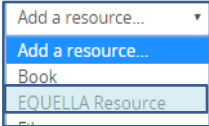
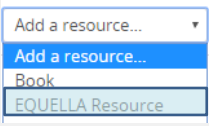
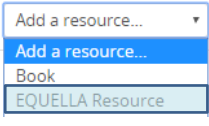
## Contents

Hardcopy Text .....	2
Electronic Text.....	4
Electronic Textbooks & packages .....	10
Film, Television or Radio Programs.....	13
Images.....	19
Music .....	23
Transcripts .....	24
Out of Print.....	24
Public Domain.....	24
Open Access Licences (e.g. Creative Commons Licences).....	25

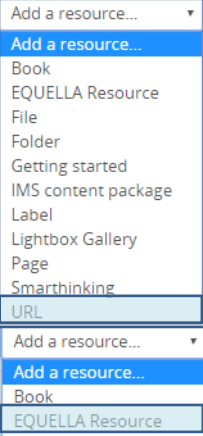
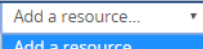
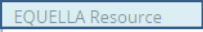
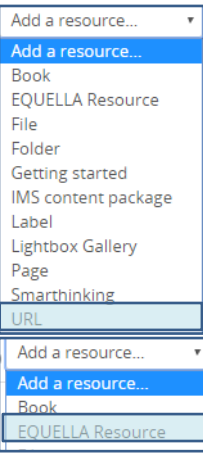
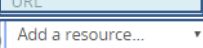
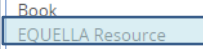
## What kind of copyright applies?

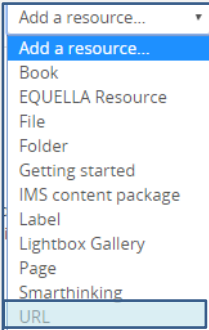
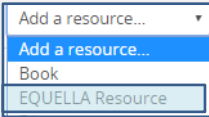
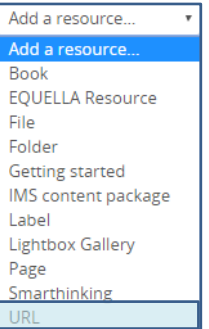
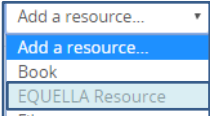
### Hardcopy Text

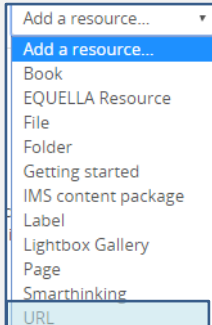
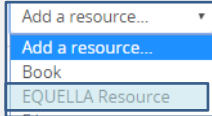
What was the original format?	What kind of <b>copyright</b> applies?	What do I want to do with the item?		What <b>copyright type</b> do I use in eLOR?	Where can I access help?
		I want to put the item into the <b>Learning Objects Repository</b>	I want to <b>upload</b> the link to <b>StudyDesk</b>		
Book	<p>Can copy the following:</p> <ul style="list-style-type: none"> <li>• up to 10% of the total number of pages or one full chapter</li> <li>• Check both DiReCt and eLOR repositories for existing content</li> </ul>	<ul style="list-style-type: none"> <li>• Upload to the <a href="#">Learning Objects Repository</a></li> </ul>		<ul style="list-style-type: none"> <li>• Part VB – Text and Images</li> </ul>	<ul style="list-style-type: none"> <li>• <a href="#">User Guide- Adding content to eLOR from Moodle</a></li> </ul>
Journal / Newspaper article	<p>Can copy the following:</p> <ul style="list-style-type: none"> <li>• One journal article, multiple from one issue if on the same subject</li> <li>• Check both DiReCt and eLOR repositories for existing content</li> </ul>	<ul style="list-style-type: none"> <li>• Upload to the <a href="#">Learning Objects Repository</a></li> </ul>		<ul style="list-style-type: none"> <li>• Part VB – Text and Images</li> </ul>	<ul style="list-style-type: none"> <li>• <a href="#">User Guide- Adding content to eLOR from Moodle</a></li> </ul>

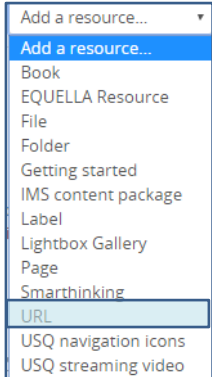
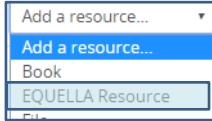
What was the original format?	What kind of <b>copyright</b> applies?	What do I want to do with the item?		What <b>copyright type</b> do I use in eLOR?	Where can I access help?
		I want to put the item into the <b>Learning Objects Repository</b>	I want to <b>upload</b> the link to <b>StudyDesk</b>		
Anthologies e.g. Conference Proceedings, Collection of poems, short stories or plays	Can copy the following: <ul style="list-style-type: none"> <li>• Whole work if it is of no more than fifteen pages published in an anthology</li> <li>• Up to 10% of the total number of pages</li> <li>• Check both DiReCt and eLOR repositories for existing content</li> <li>• Conference papers not from a book of proceedings may require permission</li> </ul>	<ul style="list-style-type: none"> <li>• Upload to the <a href="#">Learning Objects Repository</a></li> </ul>		<ul style="list-style-type: none"> <li>• Part VB – Text and Images</li> </ul>	<ul style="list-style-type: none"> <li>• Contact <a href="#">copyright</a></li> </ul>
Dramatic works	Can copy the following: <ul style="list-style-type: none"> <li>• Up to 10% of the pages</li> <li>• Check both DiReCt and eLOR repositories for existing content</li> </ul>	<ul style="list-style-type: none"> <li>• Upload to the <a href="#">Learning Objects Repository</a></li> </ul>		<ul style="list-style-type: none"> <li>• Part VB – Text and Images</li> </ul>	<ul style="list-style-type: none"> <li>• Contact <a href="#">copyright</a></li> </ul>
Print Music	Can copy the following: <ul style="list-style-type: none"> <li>• Up to 10% of a written music work</li> </ul>	<ul style="list-style-type: none"> <li>• Upload to the <a href="#">Learning Objects Repository</a></li> </ul>		<ul style="list-style-type: none"> <li>• Part VB – Text and Images</li> </ul>	<ul style="list-style-type: none"> <li>• Contact <a href="#">copyright</a></li> </ul>

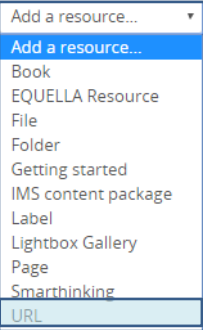
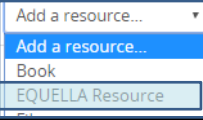
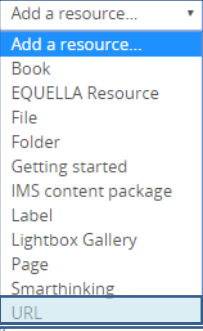
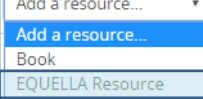
## Electronic Text

What was the original format?	What kind of <b>copyright</b> applies?	What do I want to do with the item?		What <b>copyright type</b> do I use in eLOR?	Where can I access help?
		I want to put the item into the <b>Learning Objects Repository</b>	I want to <b>upload</b> the link to <b>StudyDesk</b>		
Subscription eBook	<ol style="list-style-type: none"> <li>1. This must be a USQ subscription. A personal subscription cannot be used</li> <li>2. Permission is required to make a copy</li> </ol>	<ol style="list-style-type: none"> <li>1. Not applicable - place link onto StudyDesk</li> <li>2. Upload to the <a href="#">Learning Objects Repository</a></li> </ol>	 <ol style="list-style-type: none"> <li>1. </li> <li>2. </li> </ol>	<ol style="list-style-type: none"> <li>1. Not applicable - place link onto StudyDesk</li> <li>2. Reproduced with Permission- <b>ensure that you send the permission to <a href="mailto:copyright@usq.edu.au">copyright@usq.edu.au</a></b></li> </ol>	<ol style="list-style-type: none"> <li>1. <a href="#">User Guide- Adding readings to Moodle</a></li> <li>2. Contact <a href="#">copyright</a></li> </ol>
Electronic eBooks, Reports or Research papers (non-subscription) – if commercially available in electronic form in a reasonable time at an ordinary commercial price	<ol style="list-style-type: none"> <li>1. Link to the item (If you are sure the copyright owner uploaded the material to the Internet)</li> <li>2. Can copy the following: <ul style="list-style-type: none"> <li>• Up to 10% of the number of words on the web page or pages in the document or one chapter</li> <li>• Check both DiReCt and eLOR repositories for existing content</li> </ul> </li> </ol>	<ol style="list-style-type: none"> <li>1. Not applicable – place link onto StudyDesk</li> <li>2. Upload to the <a href="#">Learning Objects Repository</a></li> </ol>	 <ol style="list-style-type: none"> <li>1. </li> <li>2. </li> </ol>	<ol style="list-style-type: none"> <li>1. Not applicable - place link onto StudyDesk</li> <li>2. Part VB – Text and Images</li> </ol>	<ol style="list-style-type: none"> <li>1. <a href="#">User Guide- Adding content to eLOR from Moodle</a></li> <li>2. Contact <a href="#">copyright</a></li> </ol>

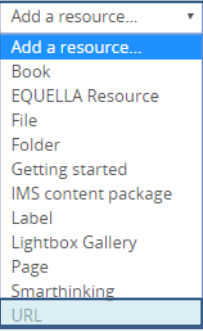
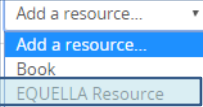
What was the original format?	What kind of <b>copyright</b> applies?	What do I want to do with the item?		What <b>copyright type</b> do I use in eLOR?	Where can I access help?
		I want to put the item into the <b>Learning Objects Repository</b>	I want to <b>upload</b> the link to <b>StudyDesk</b>		
Electronic eBooks, Reports or Research papers (non-subscription) – if not commercially available in electronic form in a reasonable time at an ordinary commercial price	<ol style="list-style-type: none"> <li>Place link onto StudyDesk (If you are sure the copyright owner uploaded the material to the Internet)</li> <li>Can copy the following: <ul style="list-style-type: none"> <li>Whole or part of the work.</li> <li>Check both DiReCt and eLOR repositories for existing content</li> </ul> </li> </ol>	<ol style="list-style-type: none"> <li>Not applicable – place link onto StudyDesk</li> <li>Upload to the <a href="#">Learning Objects Repository</a></li> </ol>	<ol style="list-style-type: none"> <li></li> <li></li> </ol>	<ol style="list-style-type: none"> <li>Not applicable - place link onto StudyDesk</li> <li>Part VB – Text and Images</li> </ol>	<ol style="list-style-type: none"> <li><a href="#">User Guide- Adding content to eLOR from Moodle</a></li> <li>Contact <a href="#">copyright</a></li> </ol>
Subscription Journal / Newspaper article	<ol style="list-style-type: none"> <li>Place the link onto StudyDesk</li> <li>If USQ does not subscribe, check both DiReCt and eLOR repositories for existing content. A pdf copy must be from a hard copy, if not</li> <li>Permission may be required to make a copy</li> </ol>	<ol style="list-style-type: none"> <li>Not applicable – place link onto StudyDesk</li> <li>&amp; 3. Upload to the <a href="#">Learning Objects Repository</a></li> </ol>	<ol style="list-style-type: none"> <li></li> <li>2./3. </li> </ol>	<ol style="list-style-type: none"> <li>Not applicable - place link onto StudyDesk</li> <li>Part VB – Text and Images</li> <li>Reproduced with Permission- <b>ensure that you send the permission to <a href="mailto:copyright@usq.edu.au">copyright@usq.edu.au</a></b></li> </ol>	<ol style="list-style-type: none"> <li><a href="#">User Guide- Adding content to eLOR from Moodle</a></li> <li>Contact <a href="#">copyright</a></li> </ol>

What was the original format?	What kind of <b>copyright</b> applies?	What do I want to do with the item?		What <b>copyright type</b> do I use in eLOR?	Where can I access help?
		I want to put the item into the <b>Learning Objects Repository</b>	I want to <b>upload</b> the link to <b>StudyDesk</b>		
Electronic Journal / Newspaper article (non-subscription)	<ol style="list-style-type: none"> <li>Link to the item (If you are sure the copyright owner uploaded the material to the Internet)</li> <li>Can copy the following: <ul style="list-style-type: none"> <li>One article per journal issue or two or more if they relate to the same subject matter (this needs to be interpreted narrowly)</li> <li>Check both DiReCt and eLOR repositories for existing content</li> <li>A pdf copy must be allowable under the Website's Terms &amp; Conditions</li> </ul> </li> </ol>	<ol style="list-style-type: none"> <li>Not applicable – place link onto StudyDesk</li> <li>Upload to the <a href="#">Learning Objects Repository</a></li> </ol>	<ol style="list-style-type: none"> <li>  </li> <li>  </li> </ol>	<ol style="list-style-type: none"> <li>Not applicable - place link onto StudyDesk</li> <li>Part VB – Text and Images</li> </ol>	<ol style="list-style-type: none"> <li><a href="#">User Guide- Adding content to eLOR from Moodle</a></li> <li>Contact <a href="#">copyright</a></li> </ol>

What was the original format?	What kind of <b>copyright</b> applies?	What do I want to do with the item?		What <b>copyright type</b> do I use in eLOR?	Where can I access help?
		I want to put the item into the <b>Learning Objects Repository</b>	I want to <b>upload</b> the link to <b>StudyDesk</b>		
Anthologies e.g. Conference Proceedings, Collection of poems, short stories or plays	<ol style="list-style-type: none"> <li>Link to the item (If you are sure the copyright owner uploaded the material to the Internet)</li> <li>Can copy the following: <ul style="list-style-type: none"> <li>Whole work if it is of no more than fifteen pages published in an anthology</li> <li>Up to 10% of the total number of pages (if paginated) if more than fifteen pages</li> <li>10% of the total words of a given paper or work (if not paginated) if more than fifteen pages</li> </ul> </li> </ol>	<ol style="list-style-type: none"> <li>Not applicable – place link onto StudyDesk</li> <li>Upload to the <a href="#">Learning Objects Repository</a></li> </ol>	<ol style="list-style-type: none"> <li>  </li> <li>  </li> </ol>	<ol style="list-style-type: none"> <li>Not applicable - place link onto StudyDesk</li> <li>Part VB – Text and Images</li> </ol>	<ol style="list-style-type: none"> <li><a href="#">User Guide- Adding content to eLOR from Moodle</a></li> <li>Contact <a href="#">copyright</a></li> </ol>

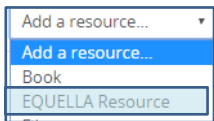
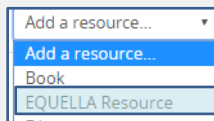
What was the original format?	What kind of <b>copyright</b> applies?	What do I want to do with the item?		What <b>copyright type</b> do I use in eLOR?	Where can I access help?
		I want to put the item into the <b>Learning Objects Repository</b>	I want to <b>upload</b> the link to <b>StudyDesk</b>		
Print Music - if commercially available in electronic form in a reasonable time at an ordinary commercial price	<p>Can copy the following:</p> <ul style="list-style-type: none"> <li>• 10% of the work</li> <li>• Check both DiReCt and eLOR repositories for existing content</li> </ul>	<ul style="list-style-type: none"> <li>• Upload to the <a href="#">Learning Objects Repository</a></li> </ul>	 <p>1. </p>	<ul style="list-style-type: none"> <li>• Part VB – Text and Images</li> </ul>	<ul style="list-style-type: none"> <li>• <a href="#">User Guide- Adding content to eLOR from Moodle</a></li> <li>• <a href="#">Contact copyright</a></li> </ul>
Print Music - if not commercially available in electronic form in a reasonable time at an ordinary commercial price	<p>Can copy the following:</p> <ul style="list-style-type: none"> <li>• Whole or part of the work</li> <li>• Check both DiReCt and eLOR repositories for existing content</li> </ul>	<ul style="list-style-type: none"> <li>• Upload to the <a href="#">Learning Objects Repository</a></li> </ul>	 <p>1. </p>	<ul style="list-style-type: none"> <li>• Part VB – Text and Images</li> </ul>	<ul style="list-style-type: none"> <li>• <a href="#">User Guide- Adding content to eLOR from Moodle</a></li> <li>• <a href="#">Contact copyright</a></li> </ul>

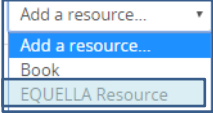
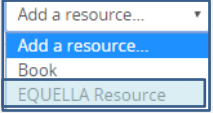


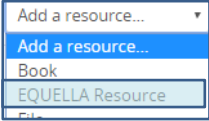
What was the original format?	What kind of <b>copyright</b> applies?	What do I want to do with the item?		What <b>copyright type</b> do I use in eLOR?	Where can I access help?
		I want to put the item into the <b>Learning Objects Repository</b>	I want to <b>upload</b> the link to <b>StudyDesk</b>		
Website	<ol style="list-style-type: none"> <li>Place link onto StudyDesk (If you are sure the copyright owner uploaded the material to the Internet)</li> <li>Can copy the following: <ul style="list-style-type: none"> <li>up to 10% of the number of words on the web page</li> </ul> </li> </ol>	<ol style="list-style-type: none"> <li>Not applicable – place link onto StudyDesk</li> <li>Upload to the <a href="#">Learning Objects Repository</a></li> </ol>	<ol style="list-style-type: none"> <li>  </li> <li>  </li> </ol>	<ol style="list-style-type: none"> <li>Not applicable - place link onto StudyDesk</li> <li>Part VB – Text and Images</li> </ol>	<ol style="list-style-type: none"> <li><a href="#">User Guide- Adding content to eLOR from Moodle</a></li> <li>Contact <a href="#">copyright</a></li> </ol>

## Electronic Textbooks & packages

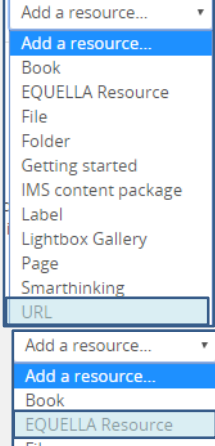
Please note. If you are using Instructor Materials “under licence”, you cannot use any content from this publication under Part VB of the Copyright Act.

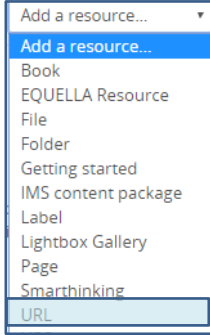
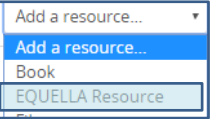
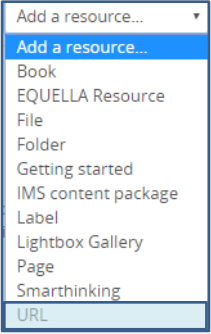
What was the original format?	What kind of <b>copyright</b> applies?	What do I want to do with the item?		What <b>copyright type</b> do I use in eLOR?	Where can I access help?
		I want to put the item into the <b>Learning Objects Repository</b>	I want to <b>upload</b> the link to <b>StudyDesk</b>		
Images from a DVD	<ul style="list-style-type: none"> <li>The contract or Terms of Use attached to the learning object will determine the restrictions. Please note this entitlement is reliant on the item being used as a Recommended Text</li> </ul>	<ul style="list-style-type: none"> <li><b>The content must be from the current text-</b> see <a href="#">course specifications</a></li> <li>Upload to the <a href="#">Learning Objects Repository</a></li> </ul>		<ul style="list-style-type: none"> <li>Used Under Licence Agreement</li> </ul>	<ul style="list-style-type: none"> <li><a href="#">User Guide- Adding content to eLOR from Moodle</a></li> <li>Contact <a href="#">copyright</a></li> </ul>
Images obtained online via a password	<ul style="list-style-type: none"> <li>The contract or Terms of Use attached to the learning object will determine the restrictions. Please note this entitlement is reliant on the item being used as a Recommended Text</li> </ul>	<ul style="list-style-type: none"> <li><b>The content must be from the current text-</b> see <a href="#">course specifications</a></li> <li>Upload to the <a href="#">Learning Objects Repository</a></li> </ul>		<ul style="list-style-type: none"> <li>Used Under Licence Agreement</li> </ul>	<ul style="list-style-type: none"> <li><a href="#">User Guide- Adding content to eLOR from Moodle</a></li> <li>Contact <a href="#">copyright</a></li> </ul>

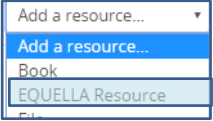
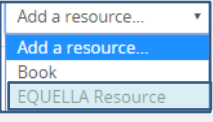
What was the original format?	What kind of <b>copyright</b> applies?	What do I want to do with the item?		What <b>copyright type</b> do I use in eLOR?	Where can I access help?
		I want to put the item into the <b>Learning Objects Repository</b>	I want to <b>upload</b> the link to <b>StudyDesk</b>		
Solutions manual	<ul style="list-style-type: none"> <li>The contract or Terms of Use attached to the learning object will determine the restrictions. Please note this entitlement is reliant on the item being used as a Recommended Text</li> </ul>	<ul style="list-style-type: none"> <li><b>The content must be from the current text</b>- see <a href="#">course specifications</a> Upload to the <a href="#">Learning Objects Repository</a></li> </ul>		<ul style="list-style-type: none"> <li>Used Under Licence Agreement</li> </ul>	<ul style="list-style-type: none"> <li><a href="#">User Guide- Adding content to eLOR from Moodle</a></li> <li>Contact <a href="#">copyright</a></li> </ul>
PowerPoints	<ul style="list-style-type: none"> <li>The contract or Terms of Use attached to the learning object will determine the restrictions. Please note this entitlement is reliant on the item being used as a Recommended Text</li> </ul>	<ul style="list-style-type: none"> <li><b>The content must be from the current text</b>- see <a href="#">course specifications</a> Upload to the <a href="#">Learning Objects Repository</a></li> </ul>		<ul style="list-style-type: none"> <li>Used Under Licence Agreement</li> </ul>	<ul style="list-style-type: none"> <li><a href="#">User Guide- Adding content to eLOR from Moodle</a></li> <li>Contact <a href="#">copyright</a></li> </ul>

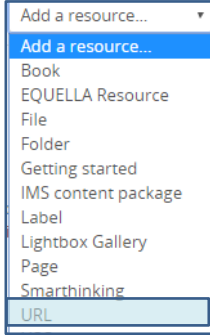
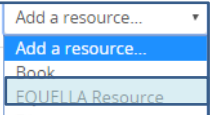
What was the original format?	What kind of <b>copyright</b> applies?	What do I want to do with the item?		What <b>copyright type</b> do I use in eLOR?	Where can I access help?
		I want to put the item into the <b>Learning Objects Repository</b>	I want to <b>upload</b> the link to <b>StudyDesk</b>		
Other content obtained online via a password	<ul style="list-style-type: none"> <li>The contract or Terms of Use attached to the learning object will determine the restrictions. Please note this usually entails that you are using the item as a Recommended Text.</li> </ul>	<ul style="list-style-type: none"> <li><b>The content must be from the current text-</b> see <a href="#">course specifications</a> Upload to the <a href="#">Learning Objects Repository</a></li> </ul>		<ul style="list-style-type: none"> <li>Used Under Licence Agreement</li> </ul>	<ul style="list-style-type: none"> <li><a href="#">User Guide- Adding content to eLOR from Moodle</a></li> <li>Contact <a href="#">copyright</a></li> </ul>

## Film, Television or Radio Programs

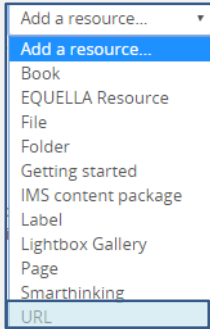
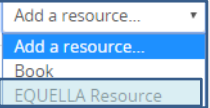
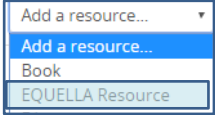
What was the original format?	What kind of <b>copyright</b> applies?	What do I want to do with the item?		What <b>copyright type</b> do I use in eLOR?	Where can I access help?
		I want to put the item into the <b>Learning Objects Repository</b>	I want to <b>upload</b> the link to <b>StudyDesk</b>		
USQ-created video	<ol style="list-style-type: none"> <li>Link to the video (If you are sure the copyright owner uploaded the item) and it does not contain any third-party content</li> <li>Can copy the following: <ul style="list-style-type: none"> <li>Whole work</li> </ul> </li> </ol>	<ol style="list-style-type: none"> <li>Not applicable – place link onto StudyDesk</li> <li>Upload to the <a href="#">Learning Objects Repository</a></li> </ol>	<ol style="list-style-type: none"> <li>  </li> <li></li> </ol>	<ol style="list-style-type: none"> <li>Not applicable- link to StudyDesk</li> <li>Not applicable- USQ owned</li> </ol>	<ul style="list-style-type: none"> <li><a href="#">User Guide- Linking a Vimeo video to Moodle.</a></li> <li><a href="#">User Guide- Adding content to eLOR from Moodle</a></li> <li>Contact <a href="#">copyright</a></li> </ul>

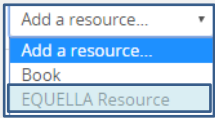
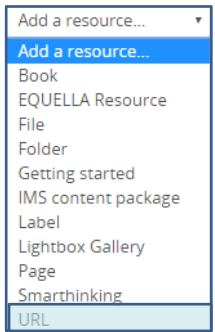
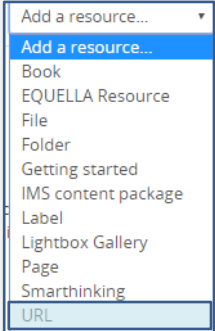
What was the original format?	What kind of <b>copyright</b> applies?	What do I want to do with the item?		What <b>copyright type</b> do I use in eLOR?	Where can I access help?
		I want to put the item into the <b>Learning Objects Repository</b>	I want to <b>upload</b> the link to <b>StudyDesk</b>		
Vimeo (not USQ created)	<ol style="list-style-type: none"> <li>1. Link to the video (If you are sure the copyright owner uploaded the item)</li> <li>2. All downloading of Vimeo files require permission. Ensure that the copyright owner of the item uploaded it</li> </ol>	<ol style="list-style-type: none"> <li>1. Not applicable – place link onto StudyDesk</li> <li>2. Upload to the <a href="#">Learning Objects Repository</a></li> </ol>	 <ol style="list-style-type: none"> <li>1.</li> <li>2.</li> </ol> 	<ol style="list-style-type: none"> <li>1. Not applicable - place link onto StudyDesk</li> <li>2. Reproduced with Permission- <b>ensure that you send the permission to <a href="mailto:copyright@usq.edu.au">copyright@usq.edu.au</a></b></li> </ol>	<ol style="list-style-type: none"> <li>1. <a href="#">User Guide- Linking a Vimeo video to Moodle.</a> <a href="#">User Guide- Adding content to eLOR from Moodle</a></li> <li>2. Contact <a href="#">copyright</a></li> </ol>
Streaming media (subscription)	<ul style="list-style-type: none"> <li>• Link to the video (If you are sure the copyright owner uploaded the material)</li> </ul>	<ul style="list-style-type: none"> <li>• Not applicable – place library link onto StudyDesk</li> </ul>		<ul style="list-style-type: none"> <li>• Not applicable - place link onto StudyDesk</li> </ul>	<ul style="list-style-type: none"> <li>• <a href="#">User guide- Linking to a Kanopy video</a></li> <li>• <a href="#">User Guide- Adding readings to Moodle</a></li> <li>• Contact <a href="#">copyright</a></li> </ul>

What was the original format?	What kind of <b>copyright</b> applies?	What do I want to do with the item?		What <b>copyright type</b> do I use in eLOR?	Where can I access help?
		I want to put the item into the <b>Learning Objects Repository</b>	I want to <b>upload</b> the link to <b>StudyDesk</b>		
Streaming media (copied under permission)	<ul style="list-style-type: none"> <li>Permission is required to make a copy</li> </ul>	<ul style="list-style-type: none"> <li>Upload to the <a href="#">Learning Objects Repository</a></li> </ul>		<ul style="list-style-type: none"> <li>Reproduced with Permission- <b>ensure that you send the permission to <a href="mailto:copyright@usq.edu.au">copyright@usq.edu.au</a></b></li> </ul>	<ul style="list-style-type: none"> <li><a href="#">User Guide- Adding content to eLOR from Moodle</a></li> <li>Contact <a href="#">copyright</a></li> </ul>
Streaming media marked as downloadable for free via the Internet (television or radio broadcast)	<p>Can copy the following:</p> <ul style="list-style-type: none"> <li>full file- <i>if</i> the copyright owner uploaded the item</li> </ul>	<ul style="list-style-type: none"> <li>Upload to the <a href="#">Learning Objects Repository</a></li> </ul>		<ul style="list-style-type: none"> <li>Part VA – Off air Radio/TV Broadcasts</li> </ul>	<ul style="list-style-type: none"> <li><a href="#">User Guide- Adding content to eLOR from Moodle</a></li> <li>Contact <a href="#">copyright</a></li> </ul>

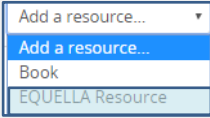
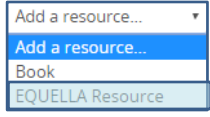
What was the original format?	What kind of <b>copyright</b> applies?	What do I want to do with the item?		What <b>copyright type</b> do I use in eLOR?	Where can I access help?
		I want to put the item into the <b>Learning Objects Repository</b>	I want to <b>upload</b> the link to <b>StudyDesk</b>		
Streaming media available for free via the Internet (not broadcasts)	<ol style="list-style-type: none"> <li>Place link on StudyDesk</li> <li>Permission is required to make a copy</li> </ol>	<ol style="list-style-type: none"> <li>Not applicable – place link onto StudyDesk</li> <li>Upload to <a href="#">Learning Objects Repository</a></li> </ol>	<ol style="list-style-type: none"> <li>  </li> <li>  </li> </ol>	<ol style="list-style-type: none"> <li>Not applicable - place link onto StudyDesk</li> <li>Reproduced with Permission- <b>ensure that you send the permission to <a href="mailto:copyright@usq.edu.au">copyright@usq.edu.au</a></b></li> </ol>	<ol style="list-style-type: none"> <li>Link if you are sure the copyright owner uploaded the material to the Internet</li> <li>Contact <a href="#">Copyright</a></li> </ol>

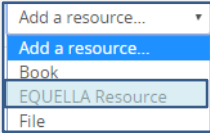


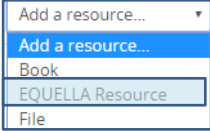
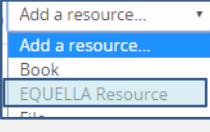
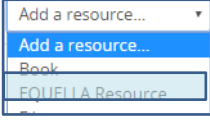
What was the original format?	What kind of <b>copyright</b> applies?	What do I want to do with the item?		What <b>copyright type</b> do I use in eLOR?	Where can I access help?
		I want to put the item into the <b>Learning Objects Repository</b>	I want to <b>upload</b> the link to <b>StudyDesk</b>		
YouTube	<ol style="list-style-type: none"> <li>1. Place link to video on StudyDesk</li> <li>2. Only able to copy if the video is Creative Commons licensed</li> <li>3. All other copying of YouTube files will require permission. Ensure that the copyright owner of the item uploaded it</li> </ol> <p>If there is a transcript you wish to use, see usage described for Transcripts (page 15) below applies</p>	<ol style="list-style-type: none"> <li>1. Not applicable – place link onto StudyDesk</li> <li>2. &amp; 3. Upload to <a href="#">Learning Objects Repository</a></li> </ol>	<ol style="list-style-type: none"> <li>1. </li> <li>2. </li> </ol>	<ol style="list-style-type: none"> <li>1. Not applicable - place link onto StudyDesk</li> <li>2. Creative Commons/Open Access</li> <li>3. Reproduced with Permission- <b>ensure that you send the permission to <a href="mailto:copyright@usq.edu.au">copyright@usq.edu.au</a></b></li> </ol>	<ol style="list-style-type: none"> <li>1. Link if you are sure the copyright owner uploaded the material to YouTube</li> <li>2. <a href="#">User Guide- Adding content to eLOR from Moodle</a></li> <li>3. Contact <a href="#">copyright</a></li> </ol>
Off-air television or radio broadcast cassette, video tape or DVD	<p>Can copy the following:</p> <ul style="list-style-type: none"> <li>• Full file or segments</li> </ul>	<ul style="list-style-type: none"> <li>• Upload to <a href="#">Learning Objects Repository</a></li> </ul>		<ul style="list-style-type: none"> <li>• Part VA – Off air Radio/TV Broadcasts</li> </ul>	<ul style="list-style-type: none"> <li>• <a href="#">User Guide- Adding content to eLOR from Moodle</a></li> <li>• Contact <a href="#">copyright</a></li> </ul>

What was the original format?	What kind of <b>copyright</b> applies?	What do I want to do with the item?		What <b>copyright type</b> do I use in eLOR?	Where can I access help?
		I want to put the item into the <b>Learning Objects Repository</b>	I want to <b>upload</b> the link to <b>StudyDesk</b>		
Commercially produced video or DVD	<ul style="list-style-type: none"> <li>Permission must be attained before upload</li> </ul>	<ul style="list-style-type: none"> <li>Upload to <a href="#">Learning Objects Repository</a></li> </ul>		<ul style="list-style-type: none"> <li>Reproduced with Permission- <b>ensure that you send the permission to <a href="mailto:copyright@usq.edu.au">copyright@usq.edu.au</a></b></li> </ul>	<ul style="list-style-type: none"> <li><a href="#">User Guide- Adding content to eLOR from Moodle</a></li> <li>Contact <a href="#">copyright</a></li> </ul>
Kanopy	<ul style="list-style-type: none"> <li>Link to the video/playlist</li> </ul>	<ul style="list-style-type: none"> <li>Not applicable – place link onto StudyDesk</li> </ul>		<ul style="list-style-type: none"> <li>Not applicable - place link onto StudyDesk</li> </ul>	<ul style="list-style-type: none"> <li><a href="#">User guide- linking to a Kanopy video</a></li> <li>Contact <a href="#">copyright</a></li> </ul>
Alexander Street Press	<ul style="list-style-type: none"> <li>Link to the video</li> </ul>	<ul style="list-style-type: none"> <li>Not applicable – place link onto StudyDesk</li> </ul>		<ul style="list-style-type: none"> <li>Not applicable - place link onto StudyDesk</li> </ul>	<ul style="list-style-type: none"> <li><a href="#">User Guide- Adding readings to Moodle</a></li> <li>Contact <a href="#">copyright</a></li> </ul>

## Images

What was the original format?	What kind of <b>copyright</b> applies?	What do I want to do with the item?		What <b>copyright type</b> do I use in eLOR?	Where can I access help?
		I want to put the item into the <b>Learning Objects Repository</b>	I want to <b>upload</b> the link to <b>StudyDesk</b>		
USQ-created image	Can copy the following: <ul style="list-style-type: none"> <li>• Whole work</li> </ul>	<ul style="list-style-type: none"> <li>• Upload to <a href="#">Learning Objects Repository</a></li> </ul>		<ul style="list-style-type: none"> <li>• Not applicable-USQ owned</li> </ul>	<ul style="list-style-type: none"> <li>• <a href="#">User Guide- Adding content to eLOR from Moodle</a></li> </ul>
Hardcopy image	Can copy the following: <ul style="list-style-type: none"> <li>• An image which accompanies (and explains or illustrates) text being copied;</li> <li>• An image not separately published (including images which have never been published)</li> <li>• If you wish to scan a hard copy image, you are required to check if the image is published separately and available for purchase in digital form. If it is not, then you may scan it</li> </ul>	<ul style="list-style-type: none"> <li>• Upload to <a href="#">Learning Objects Repository</a></li> </ul>		<ul style="list-style-type: none"> <li>• Part VB – Text and Images</li> </ul>	<ul style="list-style-type: none"> <li>• <a href="#">User Guide- Adding content to eLOR from Moodle</a></li> </ul>

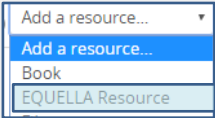
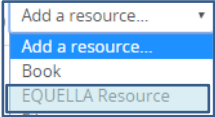
What was the original format?	What kind of <b>copyright</b> applies?	What do I want to do with the item?		What <b>copyright type</b> do I use in eLOR?	Where can I access help?
		I want to put the item into the <b>Learning Objects Repository</b>	I want to <b>upload</b> the link to <b>StudyDesk</b>		
Microsoft ClipArt (2007 and earlier)	<ul style="list-style-type: none"> <li>• Subject to the terms and conditions available from microsoft.com</li> <li>• Include the following statement at the end of the document or presentation – <ul style="list-style-type: none"> <li>○ All images have been sourced from Microsoft ClipArt.</li> <li>○ OR if there is a mix of images from various sources - All images except page ## and ## have been sourced from Microsoft ClipArt.</li> </ul> </li> </ul> <p>All images have to be attributed (even Creative Commons, OA &amp; PD) See below.</p>	<ul style="list-style-type: none"> <li>• Upload to <a href="#">Learning Objects Repository</a></li> </ul>		<ul style="list-style-type: none"> <li>• No copyright code. An attribution must be present in the resource</li> </ul>	<ul style="list-style-type: none"> <li>• <a href="#">User Guide- Adding content to eLOR from Moodle</a></li> </ul>

What was the original format?	What kind of <b>copyright</b> applies?	What do I want to do with the item?		What <b>copyright type</b> do I use in eLOR?	Where can I access help?
		I want to put the item into the <b>Learning Objects Repository</b>	I want to <b>upload</b> the link to <b>StudyDesk</b>		
Microsoft ClipArt (2010 and later)	<ul style="list-style-type: none"> <li>A Bing open access search begins. Copyright is subject to the licence on the image</li> </ul>	<ul style="list-style-type: none"> <li>Not applicable</li> </ul>		<ul style="list-style-type: none"> <li>Creative Commons/Open Access</li> </ul>	<ul style="list-style-type: none"> <li><a href="#">User guide- searching for Open Access resources</a></li> <li><a href="#">User guide- how to attribute Creative Commons information</a></li> <li><a href="#">Attributing and referencing- what's the difference?</a></li> <li>Contact <a href="#">copyright</a></li> </ul>
Personal photo (hard or soft copy)	Can use/make a copy if you have written permission	<ul style="list-style-type: none"> <li>Upload to <a href="#">Learning Objects Repository</a></li> <li>Email permission to <a href="#">copyright</a></li> </ul>		<ul style="list-style-type: none"> <li>Reproduced with Permission- <b>ensure that you send the permission to <a href="mailto:copyright@usq.edu.au">copyright@usq.edu.au</a></b></li> </ul>	<ul style="list-style-type: none"> <li><a href="#">User Guide- Adding content to eLOR from Moodle</a></li> <li>Contact <a href="#">copyright</a></li> </ul>
Electronic image	Can copy the following: <ol style="list-style-type: none"> <li>A full image that is in electronic form</li> <li>If the image is sourced from the Internet, you need to</li> </ol>	<ul style="list-style-type: none"> <li>Upload to <a href="#">Learning Objects Repository</a></li> </ul>		<ul style="list-style-type: none"> <li>Part VB – Text and Images</li> </ul>	<ul style="list-style-type: none"> <li>Link if you are sure the copyright owner uploaded the material to the Internet</li> </ul>

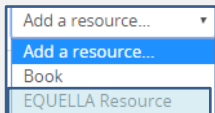
What was the original format?	What kind of <b>copyright</b> applies?	What do I want to do with the item?		What <b>copyright type</b> do I use in eLOR?	Where can I access help?
		I want to put the item into the <b>Learning Objects Repository</b>	I want to <b>upload</b> the link to <b>StudyDesk</b>		
	<p>be sure that the copyright owner posted the image to the Internet</p> <p>3. If you are unsure where the image has been sourced from, try a Reverse Image Search using Google Image Search  <a href="http://www.google.com/imghp">http://www.google.com/imghp</a> or Tineye Reverse Image Search  <a href="http://www.tineye.com/">http://www.tineye.com/</a></p>				<ul style="list-style-type: none"> <li>• Contact <a href="#">copyright</a></li> </ul>

## Music

If you are unable to source music, please contact Media Services/Jason MYATT for an alternative.

What was the original format?	What kind of <b>copyright</b> applies?	What do I want to do with the item?		What <b>copyright type</b> do I use in eLOR?	Where can I access help?
		I want to put the item into the <b>Learning Objects Repository</b>	I want to <b>upload</b> the link to <b>StudyDesk</b>		
CD/ Cassette tape/ Vinyl Record	Can copy the following: <ul style="list-style-type: none"> <li>If the music is listed in the <a href="#">AMCOS/APRA Music Repertoire</a></li> </ul>	<ul style="list-style-type: none"> <li>Upload to <a href="#">Learning Objects Repository</a></li> </ul>		<ul style="list-style-type: none"> <li>Music Licence (APRA/AMCOS)</li> </ul>	<ul style="list-style-type: none"> <li><a href="#">User Guide- Adding content to eLOR from Moodle</a></li> </ul>
Music downloadable from the Internet	<ul style="list-style-type: none"> <li>Permission must be attained before upload - contact the <a href="#">Copyright Information Officer</a></li> </ul>	<ul style="list-style-type: none"> <li>Upload to <a href="#">Learning Objects Repository</a></li> </ul>		<ul style="list-style-type: none"> <li>Reproduced with Permission- <b>ensure that you send the permission to <a href="mailto:copyright@usq.edu.au">copyright@usq.edu.au</a></b></li> </ul>	<ul style="list-style-type: none"> <li>Contact <a href="#">copyright</a></li> </ul>

## Transcripts

What was the original format?	What kind of <b>copyright</b> applies?	What do I want to do with the item?		What <b>copyright type</b> do I use in eLOR?	Where can I access help?
		I want to put the item into the <b>Learning Objects Repository</b>	I want to <b>upload</b> the link to <b>StudyDesk</b>		
Transcript	<ol style="list-style-type: none"> <li>10% of words on the page</li> <li>Full transcript if the website's Terms &amp; Conditions allow</li> <li>Full transcript if it is Creative Commons</li> <li>Permission required to make a copy - Contact the <a href="#">Copyright Information Officer</a></li> </ol>	<ul style="list-style-type: none"> <li>Upload to <a href="#">Learning Objects Repository</a></li> </ul>		<ol style="list-style-type: none"> <li>1 .Part VB – Text and Images</li> <li>Part VB – Text and Images</li> <li>Creative Commons/Open Access</li> <li>Reproduced with Permission- <b>ensure that you send the permission to <a href="mailto:copyright@usq.edu.au">copyright@usq.edu.au</a></b></li> </ol>	<ul style="list-style-type: none"> <li><a href="#">User Guide- Adding content to eLOR from Moodle</a></li> <li>Contact <a href="#">copyright</a></li> </ul>

## Out of Print

- A copy can be made of a work if the work is not available within a reasonable time at an ordinary commercial price.
- Reasonable time equates to six months for textbooks and thirty days for other types of work.
- Contact the [Copyright Information Officer](#) for assistance with out of print items.

## Public Domain

- In Australia, copyright lasts for the life of the creator plus seventy years. If the details of the creator are unknown, copyright lasts from the date of first creation, publication or performance plus seventy years.
- Works that are no longer within the copyright period of protection are described as being in the public domain.
- It is important to note that copyright law carries between countries and that a work, although in the Australian public domain, may be protected in another country.
- There are also Creative Commons Licences with the Public Domain that have some qualities of being in the 'public domain' –





- o CC Public Domain- can be used by anyone, and is intended for use with **works that are already free of known copyright restrictions throughout the world.**



- o CC Zero - is intended for use only by authors or holders of copyright and related or neighbouring rights (including sui generis database rights), in connection with **works that are still subject to those rights** in one or more jurisdictions.
- Contact the [Copyright Information Officer](#) for assistance with Public Domain items.

## Open Access Licences (e.g. Creative Commons Licences)

Open Access Resources or Open Educational Resources are “teaching, learning and research materials in any medium, digital or otherwise, that reside in the public domain or have been released under an open license that permits no-cost access, use, adaptation and redistribution by others with no or limited restrictions. Open licensing is built within the existing framework of intellectual property rights as defined by relevant international conventions and respects the authorship of the work” (UNESCO 2012).







### Creative Commons Licencing

Creative Commons is an open access licensing approach which enables copyright owners to license their work in a way which allows some freedom for others to use, modify and distribute in ways defined by the licence type. (<http://creativecommons.org.au/learn-more/licences>)

### Elements

Icon	Title	Description
	<b>Attribution</b> BY	This applies to every Creative Commons work. Whenever a work is copied or redistributed under a Creative Commons licence, the original creator (and any other nominated parties) must be credited and the source linked to.
	<b>Non-commercial</b> NC	Allows others to copy, distribute, display and perform the work for non-commercial purposes only.
	<b>No Derivative Works</b> ND	Allows others to distribute, display and perform only verbatim copies of the work. They may not adapt or change the work in any way.
	<b>Share Alike</b> SA	Allows others to remix, adapt and build on the work, but only if they distribute the derivative works under the same licence terms that govern the original work.

## Licences

Icon	Title	Description
	<b>Attribution</b> CC BY	This licence lets others distribute, remix and build upon a work, even commercially, as long as they credit the original creator/s (and any other nominated parties). This is the most accommodating of the licences in terms of what others can do with the work.
	<b>Attribution-Share Alike</b> CC BY-SA	This licence lets others distribute, remix and build upon the work, even for commercial purposes, as long as they credit the original creator/s (and any other nominated parties) and license any new creations based on the work under the same terms. All new derivative works will carry the same licence, so will also allow commercial use.
	<b>Attribution-No Derivative Works</b> CC BY-ND	This licence allows others to distribute the work, even for commercial purposes, as long as the work is unchanged, and the original creator/s (and any other nominated parties) are credited.
	<b>Attribution-Non-commercial</b> CC BY-NC	This licence lets others distribute, remix and build upon the work, but only if it is for non-commercial purposes and they credit the original creator/s (and any other nominated parties). They don't have to license their derivative works on the same terms.
	<b>Attribution-Non-commercial-ShareAlike</b> CC BY-NC-SA	This licence lets others distribute, remix and build upon the work, but only if it is for non-commercial purposes, they credit the original creator/s (and any other nominated parties) and they license their derivative works under the same terms.
	<b>Attribution-Non-commercial-No Derivatives</b> CC BY-NC-ND	This licence is the most restrictive of the six main licences, allowing redistribution of the work in its current form only. This licence is often called the 'free advertising' licence because it allows others to download and share the work as long as they credit the original creator/s (and any other nominated parties), they don't change the material in any way and they don't use it commercially.

### Licence Compatibility

When choosing to include a resource in your learning and teaching material that has an open access licence, incompatibilities with future licensing of the learning and teaching material you are producing should be considered.

For example, if items with a "Share Alike" attribution are used to produce learning and teaching materials, the resulting work must be distributed under a "Share Alike" licence.

To assist with this issue, Creative Commons has created a [Compatibility Wizard](#).

It is also important to check that the original creator uploaded the material. This can sometimes be difficult to ascertain, especially with media items. If the item has been uploaded by a reputable organisation or person, then usually they are the copyright owners. For example, a clip on the *BBCWorldwide* channel on YouTube is copyrighted by the BBC and safe to link to; however, material uploaded by, for example, *Fan of BBC*, is not. If in doubt, you should contact the person who uploaded the item in question or the [Copyright Information Officer](#).

## Creative Commons Attribution

When making use of a Creative Commons licensed item, it is important to give it a correct attribution.

The recommended approach to attributing a Creative Commons Licence to a resource is - Author and the source, *Title of item* and source, Licence with link to Creative Commons Attribution website. For example, any of the following attributions are appropriate when using this image -



Varlan, Horia, *Large copyright sign made of jigsaw puzzle pieces* (<http://www.flickr.com/photos/horiavarlan/4522267829/sizes/m/in/photostream/>), used under a Creative Commons Attribution 2.0 (<http://creativecommons.org/licenses/by/2.0/deed.en>).

Varlan, Horia, [Large copyright sign made of jigsaw puzzle pieces](#), used under a [Creative Commons Attribution 2.0](#).

Varlan, Horia, [Large copyright sign made of jigsaw puzzle pieces](#) 

### **Attribution of a collection of Creative Commons licensed items (e.g. in a PowerPoint)**

There is the choice of two recommended approaches in this circumstance -

1. Full attribution underneath each OA image/resource (using approaches outlined in the example above)
2. Under each Creative Commons licensed item, display the relevant Creative Commons icon. At the end of the presentation or document, supply a full attribution list in order of use.

### **Reference:**

Australian Copyright Council (2003) *Educational Institutions: Copyright Compliance Resources: A Practical Guide*, Strawberry Hills, Australian Copyright Council.